
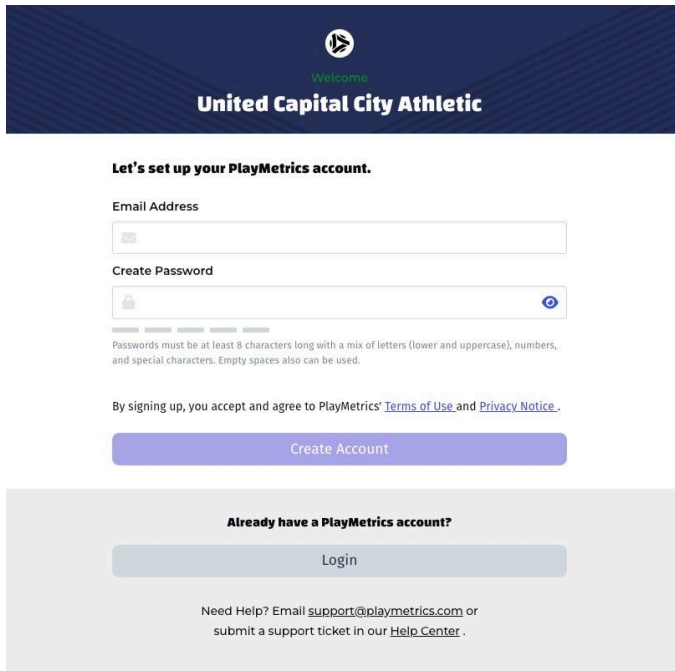




Facility Access Application Instructions


Step 1: Click on the registration link

Note: You should see this screen 



The screenshot shows a dark blue header with the United Capital City Athletic logo and the text "Welcome United Capital City Athletic". Below the header, the text "Let's set up your PlayMetrics account." is displayed. There are two input fields: "Email Address" and "Create Password". The "Create Password" field has a strength indicator and a help icon. Below the fields, there is a note: "Passwords must be at least 8 characters long with a mix of letters (lower and uppercase), numbers, and special characters. Empty spaces also can be used." and a link: "By signing up, you accept and agree to PlayMetrics' [Terms of Use](#) and [Privacy Notice](#)." A purple "Create Account" button is located below the fields. Below the button, there is a section titled "Already have a PlayMetrics account?" with a light blue "Login" button. At the bottom, there is a link: "Need Help? Email support@playmetrics.com or submit a support ticket in our [Help Center](#)."

Step 2: Create your PlayMetrics account

Note: You should see this screen after clicking "create account" 



Check your email

The email address administration@moaccountingsolutions.org must be verified to use PlayMetrics. We've sent you a new verification link. Please check your email inbox (junk/spam folders) for a message from noreply@playmetrics.com. Follow the link in the email to confirm your email address and complete your account setup.

Didn't get the verification email? Click below to have a new verification email sent to administration@moaccountingsolutions.org.

[Resend email](#)

Step 3: Go to your email inbox and you should see an email with the subject line “Verify Your PlayMetrics Account”. Click on that message and click the contents that say “Confirm Email”

Note: You should see this screen after 🖱️



Welcome

United Capital City Athletic

Let's finish setting up your account.

Provide the name and mobile number for the parent or guardian who will be the primary contact for the player(s) on this account.

First Name


Last Name

Mobile Number

Next

Step 4: Finish setting up your account (Note: this will be the primary account used)

Note: You will be sent a verification code to your phone number provided.

Your screen should now look like this 




Welcome

United Capital City Athletic

Add your player information.

You will be the primary contact for the players you add. You can grant access to other members in your family later on.

	First Name	Last Name
	<input type="text" value="First Name"/>	<input type="text" value="Last Name"/>
	Date of Birth	Gender
	<input type="text" value="Select Date"/>	<input type="radio"/> Male <input type="radio"/> Female
<input type="button" value="Finish"/>		<input type="button" value="Skip"/>

Step 5: Add your “player” information. Please note that this function only supports 2006-2023 birthdays. If your birthday does not fall into this range, please fill out the “Date of Birth” section anyway using a random date.

Note: After inserting your information, you may see a clickable prompt above “Finish” that allows you to add more players. You should only add another “player” if you are applying for a family plan.

You should see this on your screen after selecting “Finish” 🖱️



Tryout

Facility Access Application

Application for daytime facility access to Mid America Bank Sports Complex.

Application for Facility Access

Event Dates
Apr 1, 2026 - Jun 30, 2026

Select Players to Register:

Eli K. EK

Payment Options

Pay-in-full FREE

Details:

This application is free for anyone that wishes to apply.

^ collapse

Note: All “players” added in the previous screen, should show up as players to register for this application.

Step 6: After selecting all players you wish to register in the application, a green prompt should show at the bottom of your screen. Please click that.

You should now be on the application screen 🖱️



Answer the following program questions:

Instructions

Mid America Bank Sports Complex, owned and operated by United Capital City Athletic, is thankful for your interest in daytime facility access. We ask that you fill out this questionnaire as part of the application process for facility access. Please note that completion of this application does not guarantee acceptance of any kind. Protected characteristics pursuant to the law of the United States of America will not be discriminated against. Applicants have no right to a reason for denial, but may receive an explanation in limited circumstances.

General Questions

What is your name? (Please enter full legal name)


What is your date of birth? (MM/DD/YYYY)

Please enter your phone number.

Please enter your email address. (This will be used for billing, communication and marketing)

Step 7: Please enter the primary account holder information in the “General Questions” section. Here, if you weren’t able to before, you will add your real date of birth.



After filling out the entire application, you should see a confirmation screen like this 

Thank You




✓ Registered

Your registration is complete!

Receipt #: 15247854

You'll receive an email at eli.k@unitedcapitalcityathletic.com confirming your registration.

Items Summary

 Eli K	
Application for Facility Access	Amount
Facility Access Application	\$0.00

[Back to Program List](#)

Merchant Info

United Capital City Athletic
325 Special Olympics Dr, Jefferson City, MO 65101, USA
TAX ID: 431963269

Step 8: That's it! You've completed the application!